

# Veterinary role with FEI athletes

Seamus McSorley  
MRCVS BVSc

Management of a high performance athlete

Preventative health care

Bio Security

Vaccinations

Clean Sport

The trot up

Questions



# Management of a high-performance athlete

Team effort – Rider, Grooms, Trainer, Vet, Farrier, Dentist, Physio .....

Preseason checks - possible treatments , good baseline

Planning your season - look at the shows you are aiming for and plan accordingly

Monitoring your progress – keep checking horse is fully fit and sound

# Preventative Health Care Vital signs

## What are they?

Mucus Membranes: pink and moist

Heart Rate: 20-40 bpm (resting)

Respiratory Rate: 8-16 bpm

Temperature (rectal): 37.5-38.5

- You must know what “normal” is for your horse before you can recognise what is abnormal

Each vital sign has a “normal range”

**REMEMBER** - Each horse is an **individual** but their vital signs should still be within the “normal range”

# Bio Security

Causes of infectious diseases

How infectious diseases are spread from one horse to another

How good management practice can help prevent the spread of disease?

Why vaccinating horses can help

# Bio Security



# — Welcome to Veterinarian — Biosecurity and Movements — Biosecurity



LOGIN >



FEI DATABASE >

FEI UPDATE >

FEI.ORG >



Home

Updates

Timeline

EHV-1 By-Laws

Reports

Biosecurity

EHV Relief Fund

Q & As



**Setting up an isolation unit**



**Managing horses in isolation**



**Monitoring Temperature**



**Cleaning & Disinfecting Stables**



**Cleaning equipment and clothing**



**Forms & Downloads**



# What can you vaccinate for?

Most common:

**Tetanus**

**Equine Influenza (Flu)**

(all horses must be vaccinated for Equine Influenza Primary course followed by yearly boosters, Must have had vaccine 6 m and 21 days prior to competition)

*Other*

***Equine Herpes Virus (EHV)***

EHV1 - Neuro, Abortion, Respiratory

EHV4 - Respiratory

# Vaccination courses



## Flu Tet

### Initial course

vac 1 - day 0

vac 2 - 21-92 days

vac 3 - 5-7 months

Annual booster for competing

6 months for FEI

Horses can't compete within 7 days of vaccination

\*The current regulations with the vaccine shortages last year mean yearly up until April this year.

## EHV 1-4

vac 1 - day 0

vac 2 - 4-6 weeks

Booster - 6 months

6 monthly booster

Horses can't compete within 7 days of vaccination





## EHV outbreak in California

2021 outbreaks

18 horses tested positive for EHV 1 at Thermal

3 showing positive sign for the neuropathic form Equine Herpes Myeloencephalopathy (EHM) – 1 euthanised

Being closely monitored.

None last year but still a need to be vigilant

## Clean Sport

In Equine Anti-Doping, the Athlete is always the person responsible for his/her horse(s), even if he/she is a Minor.

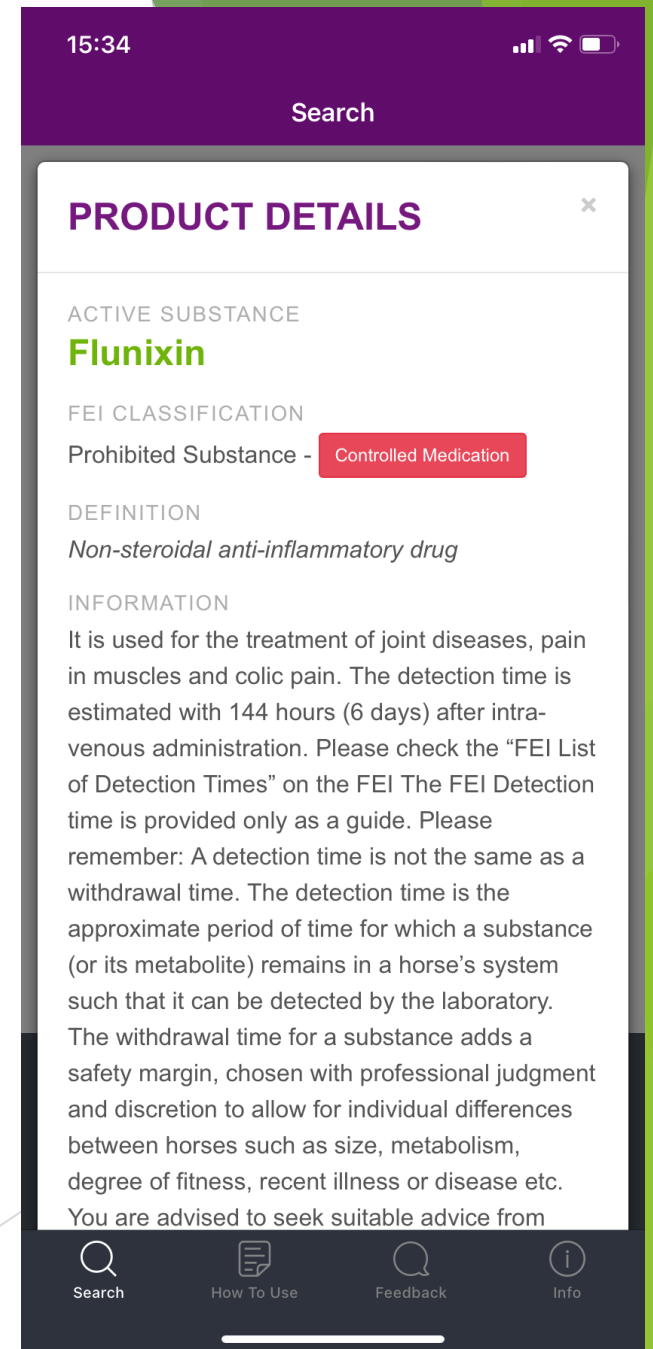
Good communication with the vet about anything you are giving the horse.

If you are not sure ask.

# FEI Medication Logbook

## FEI Medication Logbook

1. An FEI Medication Logbook must be kept for **all FEI Horses** to record any medication and supplements given during or outside of competition.
2. The FEI Medication Logbook must be fully filled in for each recorded substance.
3. In the prosecution of any EADCMR violation, the FEI Tribunal may request to see the FEI Medication Logbook; failure to produce it may result in an adverse inference being drawn against the PR.
4. The FEI Medication Logbook must not be kept in the Horse's Passport or be handed to the VD at Events.





**HORSE SPORT**  
**IRELAND**

**Medication and Anti-Doping Control Declaration (“The Logbook”)**

2 parts

A – Feed oils, Electrolytes, Gut Nutrition Products, hoof care supplements, Calmers & Anti-Stress Supplements, mobility supplements, multivitamin supplements, Performance supplements, Bone & Muscle Care, Respiratory supplements and topical products

B - Relates to substances which the person responsible believes to be a controlled medication as defined by the FEI Equine Prohibited Substances List 2020 which should not be present in the Equine’s system during competition.



**equiVET**  
i r e l a n d  
equine sports medicine

# Run up to a competition

Veterinary treatments – timing

Travel documents, management of travel plan

Horse Health app .

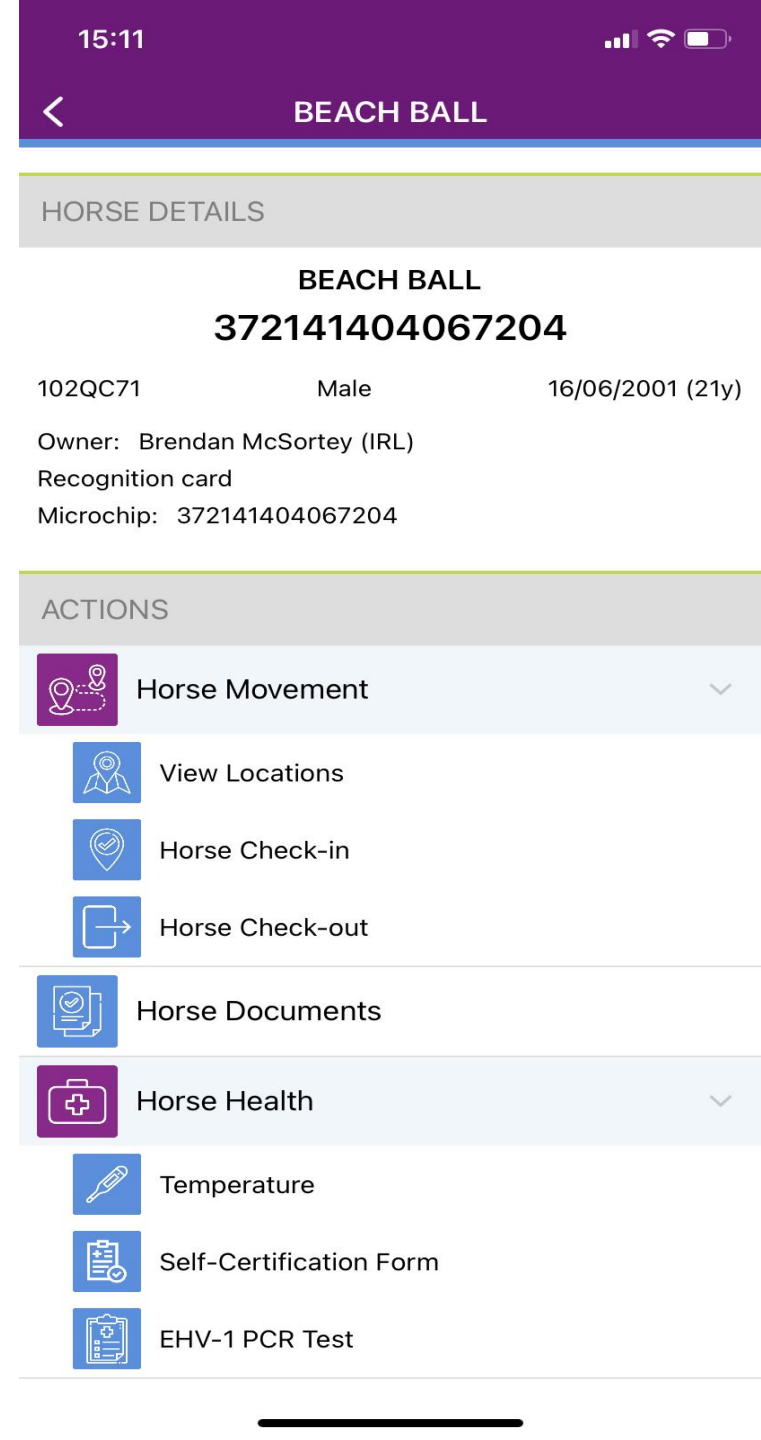
### Prior to travelling to the event

This applies to all the horses travelling to the event.

- **Monitor and record on a chart the temperature of each of your horses** twice a day for the 10 days leading up to the event (starting immediately if the event starts in less than 10 days). The event start date can be found on the FEI Calendar: <https://data.fei.org/Calendar/Search.aspx>.
- **Complete the FEI Equine Health Self-Certification form** for each of your horses. The form is available on the FEI website: <https://inside.fei.org/fei/ehv-1/return-to-competition> in the "Forms & Downloads" section.
- If the event you will be attending could have more than 400 horses, you will have to ask a veterinarian to **perform a PCR test on your horses 120 hours** or less before you arrive at the event.

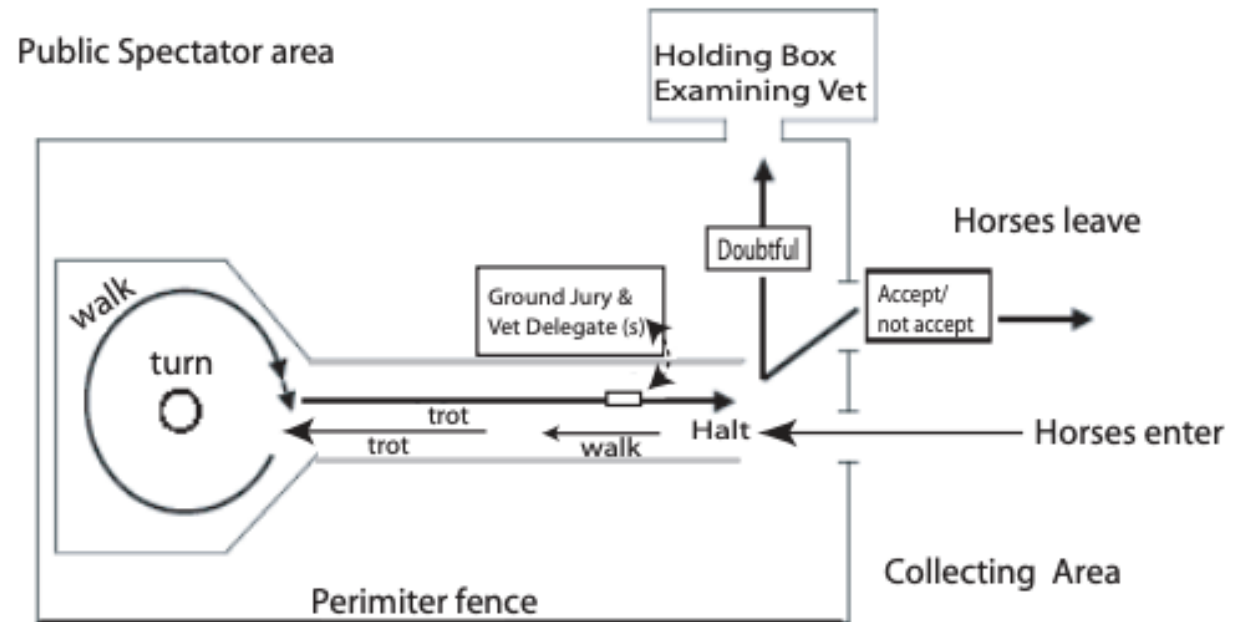
The list of events concerned by this measure is published on the FEI website: <https://inside.fei.org/fei/ehv-1/return-to-competition>

As soon as you receive **the negative PCR test results** for your horses, please **send them to the FEI using the FEI HorseApp** mobile application. (<https://howto.fei.org/content/20/243/en/how-to-upload-a-pcr-test-on-the-fei-horseapp.html>)



# Trot up

- Important part of all FEI events
- Always pull the horse out first and let it walk/ give a quick jog yourself
- Arrive to the trot up on time, with your number on the bridle
- Asked to walk from A to B then trot from B to C, turn clockwise, away from yourself then repeat.
- Holding area – for the vet to examine horse before representing





Questions ?